

Green FutureSM options

Make a difference for the environment and reduce your carbon footprint.

GREEN SOURCESM

All of the energy you pay for is from 100 percent new renewable sources.

GREEN FUTURESM SOLAR

Solar power generated right here in Oregon, sold in 1 kilowatt blocks. Each block is about 9 percent of an average PGE renewable power customer's monthly usage.

CLEAN WINDSM

Wind power in 200 kilowatt-hour blocks. Each block is about 18 percent of an average renewable power customer's monthly usage.

HABITAT SUPPORT

Add to any renewable option for \$2.50 per month. The money goes to the Nature Conservancy for habitat restoration.



Green Source, Green Future Solar and Clean Wind are Green-e Energy certified, and meet the environmental and consumer-protection standards set forth by the nonprofit Center for Research Solutions. Learn more at green-e.org.

No. 1 renewable program in America: Latest National Renewable Energy Laboratory ranking for number of renewable power customers and most renewable energy sold.

.....
200,000+ people have chosen a renewable power option from PGE.



Information on environmental impacts

The environmental impact charts compare the environmental performance of this electricity product with the average profile for electricity generation in the Northwest, with respect to emission of key air pollutants (SO₂, NO_x), toxins (mercury), and greenhouse gases (CO₂) associated with energy generation from fossil fuels. Impacts also occur due to the effects of waste from nuclear power plants but are not represented in these charts. More information about the public health and environmental costs of those emissions can be obtained from the U.S. Environmental Protection Agency at epa.gov/cleanenergy or by calling the Oregon Department of Environmental Quality at 503-229-5696.

Portland General Electric

121 SW Salmon St. | Portland, Oregon 97204
800-542-8818

Understanding your power choices

portlandgeneral.com/powerchoices



12/19 70K ©2019 Portland General Electric. Please recycle.

Pricing plans

BASIC SERVICE

This is the way most customers have traditionally paid for electricity.

TIME OF USE

You pay different rates for electricity you use depending on the time of day, day of week and season. If you can shift your energy use to off-peak hours, you may save money with Time of Use. More details on pricing and highest use periods can be found at portlandgeneral.com/powerchoices.

Want to know more or change your current option?

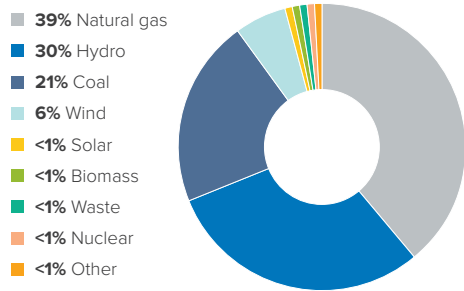
To enroll in an option, or find more details including calculators that show you how each option can impact your bill and carbon footprint, visit portlandgeneral.com/powerchoices or call 800-542-8818.

Where does your power come from? COMPARE YOUR OPTIONS

PRICING PLANS

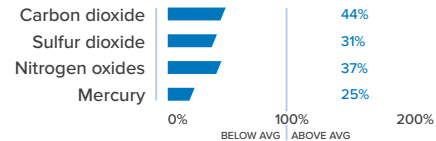
Basic Service and Time of Use

SUPPLY MIX



ENVIRONMENTAL IMPACT

Amount of pollutants per kilowatt-hour of supply, compared to the Northwest U.S. average.



AVERAGE MONTHLY BILL

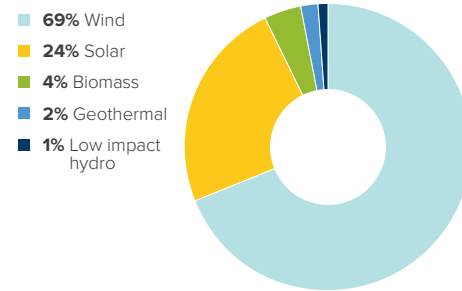
Basic Service: \$142.41 | 12.7 cents per kWh

Time of Use: \$142.89 | 12.8 cents per kWh

RENEWABLE POWER

Green SourceSM

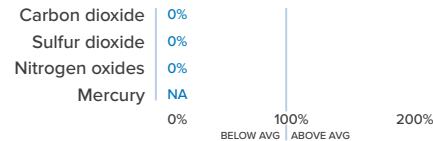
SUPPLY MIX



For 2019: New wind comes from Oregon, Washington, Idaho, Utah or Wyoming; new solar comes from Oregon or Utah; new geothermal comes from Oregon.

ENVIRONMENTAL IMPACT

Amount of pollutants per kilowatt-hour of supply, compared to the Northwest U.S. average.



ADDITIONAL COST \$0.008 per kWh

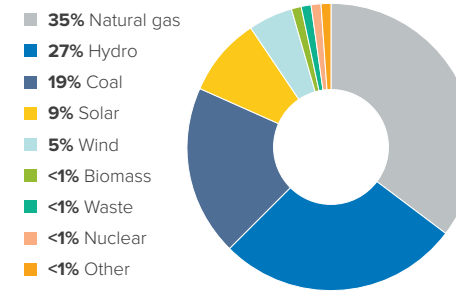
AVERAGE MONTHLY BILL

\$151.65 | 13.5 cents per kWh

Green FutureSM Solar

Basic Service + 1 Block Green Future Solar

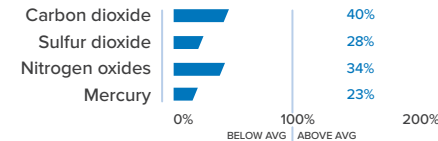
SUPPLY MIX



The additional new solar comes from Oregon.

ENVIRONMENTAL IMPACT

Amount of pollutants per kilowatt-hour of supply, compared to the Northwest U.S. average.



ADDITIONAL COST \$5 per 1 kW block

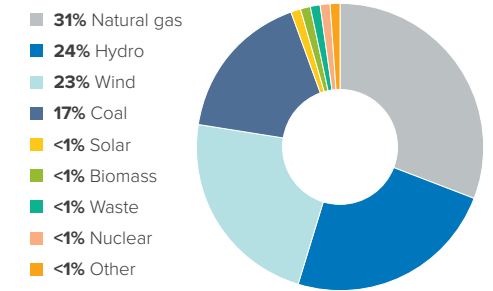
AVERAGE MONTHLY BILL

\$147.56 | 13.2 cents per kWh

Clean WindSM

Basic Service + 1 Block Clean Wind

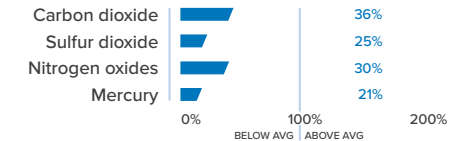
SUPPLY MIX



For 2019, the additional Clean Wind comes from Oregon, Washington, Idaho, Utah or Wyoming.

ENVIRONMENTAL IMPACT

Amount of pollutants per kilowatt-hour of supply, compared to the Northwest U.S. average.



ADDITIONAL COST \$2.50 per 200 kWh block

AVERAGE MONTHLY BILL

\$144.99 | 12.9 cents per kWh

Pricing based on the typical PGE customer enrolled in a renewable program on Schedule 32 using 1083 kWh per month and the typical Time of Use customer using energy 20% on-peak, 42% mid-peak and 37% off-peak. Charts show most recently available mix for Basic Service, Time of Use, Green Future Solar and Clean Wind (2017) and Green Source (2019). New power comes from facilities that came online within the last 15 years. Due to rounding, the sum of listed percentages may not equal 100.